



CCT&Power Switch

**Uplight Panel**  
(Uplight switch is located inside of sensor base. See below.)



Dimmable



Intertek



LIGHT SENSOR

**OPTIONS:**



PIR Sensor

### Sensor Pre-settings

- Brightness: 100%
- Sensitivity: 100%
- Hold Time: 3 mins
- Stand-by Dim: 10%
- Stand-by Time: infinite
- Daylight Threshold: disable



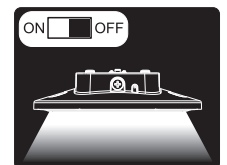
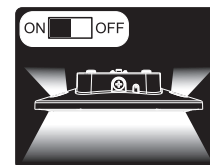
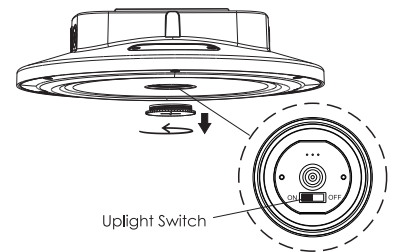
Remote Control

### Technical Specifications

	Model No.:	CP02-60WS-3CS-C
OPTICAL	Input power	60W/45W/30W/18W Adjustable
	Lumen	2520-9600lm (see more details in the right chart)
	Lumen Efficiency	140-160LM/W
	CCT	3000K/4000K/5000K Adjustable
	CRI	>70
	Beam Angle	150 Degree
ELECTRICAL	Input Voltage	120-347VAC
	PF	>0.9
	THD	<20%
	Driver Brand	Becky
MATERIALS	LED Type	SMD2835
	Housing	Aluminium Alloy
	Housing Color	White / Bronze
	Lens	PC Lens
	Waterproof Rating	Wet IP65
	IK Rating	IK 08
OTHERS	Operating Temperature	-30°C to 50°C
	Warranty Time	5 years

Lumen Output			
	3000K	4000K	5000K
<b>18W</b>	2520lm	2880lm	2700lm
<b>30W</b>	4200lm	4800lm	4500lm
<b>45W</b>	6300lm	7200lm	6750lm
<b>60W</b>	8400lm	9600lm	9000lm

### Uplight Switch



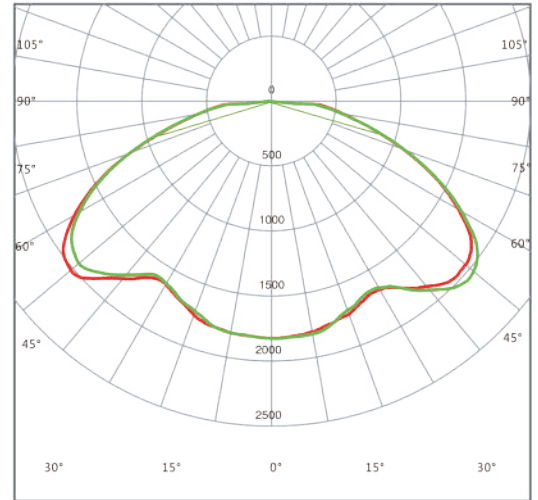
## Advantage

- ADC12 die-casting aluminum alloy with excellent heat dissipation performance
- High efficacy up to 160lm/W
- Plug-and-play PIR sensor optional
- 3CCT&4 power adjustable to reduce SKU
- Uplight Switch to reduce cave effect
- IP65&IK08

## Application

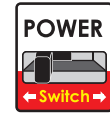
Widely used in gas station, service station, indoor parking lot, warehouse, factory and so on.

## Light Distribution



## Installation Methods

ceiling mount



Dimmable



## Dimensions

